

000-000-000-6

0000000 & 000

MARCELLO MISSIROLI
Tecnologia
e Progettazione
per il mondo *digitale*
e per il *web* !!



 digital docet



1.

□□□□□□□□□□ - 101

□□□□□□□□ □□□□

00000000 000 00000000 0000000000 00000000-000000

00000000 00 00000000, 0000000000 00 000000 0000 0000 000000.0000,
0000000000000000.00000000 0000000000000000 00 0000 (00000000 -0 2)

```
0000000000:~/000000 000 0000000000 -0 00000000-000000
00 0 00000000 0 00 000000 00000000 00000000-00000000
0000000000:~/000000 [00000 | 000000 | 00000000] 000000.0000

0000000000:~/000000 0000 0000 .; 0000 00000000 -0 "00000000000 000000"
[00000000-000000 4360427] 00000000000 000000
  1 00000 00000000, 4 00000000000(+
  00000000 00000 100644 000000.0000
0000000000:~/000000 0000 00000000 -0 2
4360427 (00000 -> 00000000-000000) 000000{0}: 00000000: 00000000000 000000
0190003 (00000000/00000, 00000) 000000{1}: 0000000000: 00000000 00000 0000 00 00000000-000000
```

00000000 00 00000000:
0000000000 00000000
0000 00000 000 00000000
00000000 0'00000000

□□□□□□□□□□ □□ □□□□□□□□.

- ▶ □□□□□□□□□□ □□□ □□□□□□ □□□□ □□ □□□□ □□□□□.□□□□ (□□ □□□□□□□□ □□□□□, □□□ □□□□□□□□ □□□ □□□□□ → □□ □□□□□□), □□□□□□□□ □□ □□□□ □□□□ □□ □□□□□□□□.
- ▶ □□□□□ □□ □□□□□□□□□□ □□ □□□□□□□□-□□□□□□□
- ▶ □□□□□□□□□□□□ □□ □□□□□□ (□□□□ □□□□□□□□ □□□□□□□□ → □□□□□)
- ▶ □□□□□□□□□□
- ▶ □□□□□□□□□□□□□□.

□□□ □□□□□□□□

...□□□ □□□□ □□ □□□□□□□□□□□□ □□ □□□□□□□□ □□□□□□. □□□□□□□□
□□□□□□□□□□:

- ▶ □□□□□□□□□□ □□ □□□□□□□□□□
- ▶ □□□□□□□□□□ □□ □□□□□□□□□□ (□□□□ □□□□□□ --□□□□)
- ▶ “□□□□□□□□□□ □□ □□□□□□□□□□ □□□□□ □□ □□□□□□□□” □□□□ □□□□ □□□□□□
- ▶ □□□□□□□□□□ □□□□□□ □□ □□□□□□ □□□□ □□ □□□□□□□□.

□□□□□□□□: □□□ □□□□

□□□ □□□□□□□□□ □□□ □□□□ □□ □□□: □□□□□□□□ (□□□□□□□□□□□□□□) □
□□□□□□□□□ (□□□□□□□□□□□)

□□ □□□□□ □ □□□□□□□□□□□□□□ □□ □□□□□□□□□ □ □□ □□□□□□□□□□□□
□□□□□□□. □□□□□□□□ □□□□ □□□□□□□□ □□ □□ □□□□□□□□□□□□.

□□ □□□□□□□ □ □□□ □□□□□□□□□□, □□ □□ □□□□□□□□□ □□□□□□□□□□, □□□□
□□□□□□□ □□□□□□□□ □□□□□□□□ □□ □ □□□□□□.

□□□□□□: □□□□□□□□□□

□□□ □□□ □□□□□

□□□□□□□□ □□ □□□. □□□ □□ □□□□□□□ □□□ □□□ □□ □□□□□□□□ □□□□□ □
□□□□. □' □□□□□□□□□ □□□□ □□ □□□□□□□□ □□□□□□□ □□□□□□ □□ □□□.

□□□□□□: □□□□□□□□

□□□ □□□ -□ □□□□□ -
“□□□□□□□□□□”

□□□□□□□□ □□ □□□ □□□□□□□□.
□□□□□ □□□□ □□□□□□□□□□□□□ □□□
□□□□□, □□ □□□□□□□ □□□ □□□□□
□□□□□□ □□□□□□□□□□ □□□□□□□□□□□□

□ □□□ □□□□ □□□□□
□□□ □□□□□
□□□□□: □□□□ □□□□□□ <□□□□□□□□□□□□□□□>
□□□□: □□□ □□□ 3 20:19:12 2014 -0700

□□□□□□□□□□

□□□□□□ □□82□6□□□817□□66□44342007202690□93763949
□□□□□: □□□□ □□□□□□ <□□□□□□□□□□□□□□□>
□□□□: □□□ □□□ 17 21:52:11 2008 -0700

□□□□□□□□ □□ □□□□□□

□□□ □□□□□□

□□□□□□□□□□□□□□ □□ □□□□□□, □ □□□ □□□ □□□□ □□□□□□□□
 □□□□□□□□□□□□□□□□, □□□□□□ □□□□□□□□ □ □□□□□□□ □□□□□□□□□□.
 □□□ □□□□□□□□□ □□□□□□□□ □□ □□□□□□□□ □□□□□□□□:

□□□ □□□□ □□□□□□ <□□□□□□□□>.

□□□□□□□□

□□□ □□□□ □□□□□□ □□--□□□□

□□□□ □□□□□□

□□ □□□□□□□□□□□□ □□□ □□□□□□□□ □□□ □□□□□ □□

□□□□□□□□□□□ □□□□ “□□□□□□□□□□□□□□□”, □ □□□□□ □□□ □□□□□□□□

□□ □□□.

□□□ □□□□□□□ □□ □□□□□□□□?



XXXXXXXXXXXX #1:

- ▶ XXXXXXXX XXXXXXXX X XXXXXXXX X XXXXXXXX
- ▶ XXXXXXXX XXXXXXXX XX XXXXXXXX XXXXXXXX
- ▶ XXXXXXXX XXXXXXXX XXXXXXXX
- ▶ XXXXXXXX XXXXXXXX X XXX
- ▶ XXXXXXXX XXXXXXXXXXXXXXXX XX XXXXXXXX XXXXXXXXXXXXXXXX XXXXXXXX



2.

□□□□□□□□

□□□□□□□□□□ □□

□□□□ □□□□□□□□, □□□□□ □□□ □□□ □□□□□□□□ □□□□□□□□□□ □□□ □□
□□ □□□□ □ □□□□'□□□□□: □□□□□□□□□□, □□□□□□□ □□□□□□□□, □□ □□□□□□
□□□□□□□□□□. □□□□ □□□□□□□□□□ □□□□□□□□ □□□□□, □□□□ □□□ □□
□□□□□□□□□□□□□□□□ □□ □□□□□□□□, □□□□ □□□□□□ □□□□□□□□ □□□ □□□□□□□□□□
□□□□□□□□ □□□□□□□□□□□□□□□□.

□□□□□: □□□□□□□□□□□□□□

□□□ □□□□□□□□ □'□□□□□□□□□□□□□□

□□ □□ □□□□□□. □□□ □□□□□

□□□□□□ □□

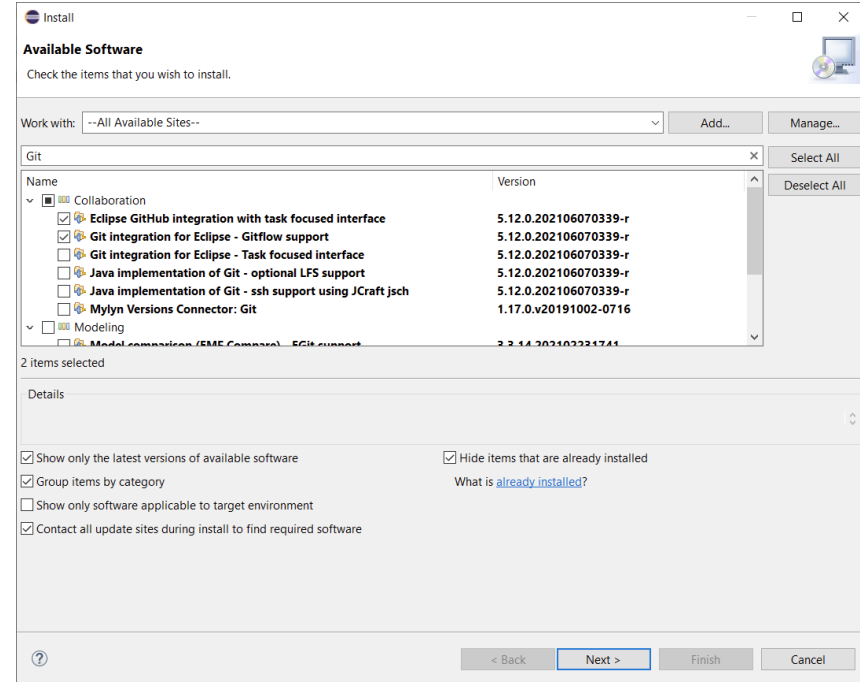
□□□□ >

□□□□□□□ □□□ □□□□□□□□ >

□□□□□□ □□□□□□□□□□ “□□□□

□□□□□□□□□□ □□□□□□” □□□ □□□□ □

□□□□□□□ □ □□□□□□□□□□ “□□□□”

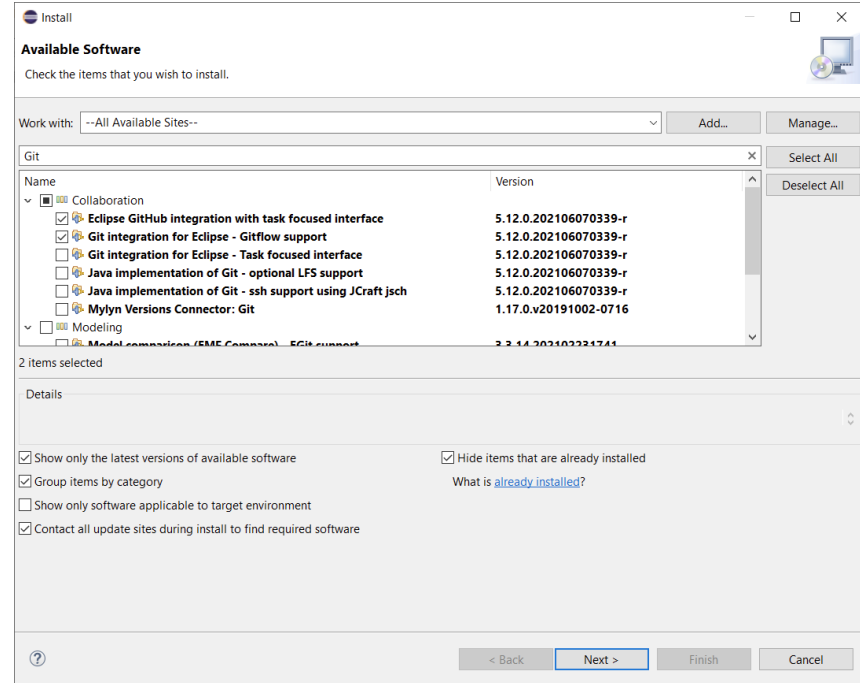


□□□□□: □□□□□□□□□□□□□□

□□□□□□□□□□ □□ □□□□□ (□
□□□□□□□□□□□□□□ □□ □□□□□□□□)

□□□□□□ □□□□ □□□ □□□□□ □□
“□□□□” □ □□□□□□□□□ □□□□□□.

□□ □□□□□□ □□ □□□□□□□□, □
□□□□□□□ □□□□□□□□□□ □□□□□□□□.



□□□□ □□ □□□□□□

□□□□ 1: □□ □ □ □□ □□ □□□□□□ (□□□□)

□□□□ 2: □□ □ □ □□ □□ □□□□□□ (□□□□)

□□□□ 3: □□□□□□ □ □□□□□□□ (□□□□□□□□□□)

□□□□ 4: □□□□□□□□ □ □□□□ □□□□□□□□ (□□□□□□□□□□)

□□□□ 5: □□□□□□□□□□□□ □□□□ □□□□□□□□ (□□□□).

□□□□ 1 (□□□□): □□ □ □□□□□

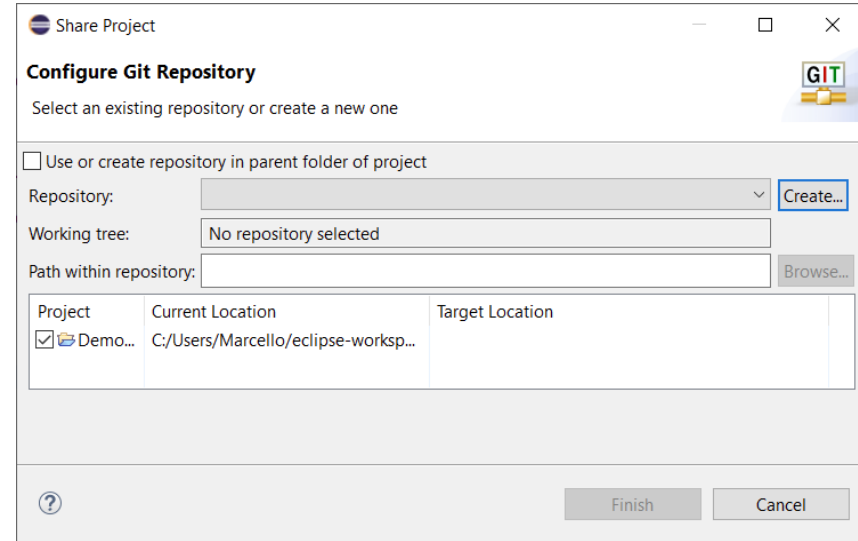
□□□□□ □ □□□□□□□ □□□□□□ □□□. □□□□□ □ □□□□□□
□□□□□□□ □ □□□□□□□□□□□□ □□ □□□□□ □□□□□.

[□□□□://□□□□□□□.□□□/□□□5□□□□](#)

□□□□□□□□ □□ □□□□□□□□□□ □□ □□□□ □□

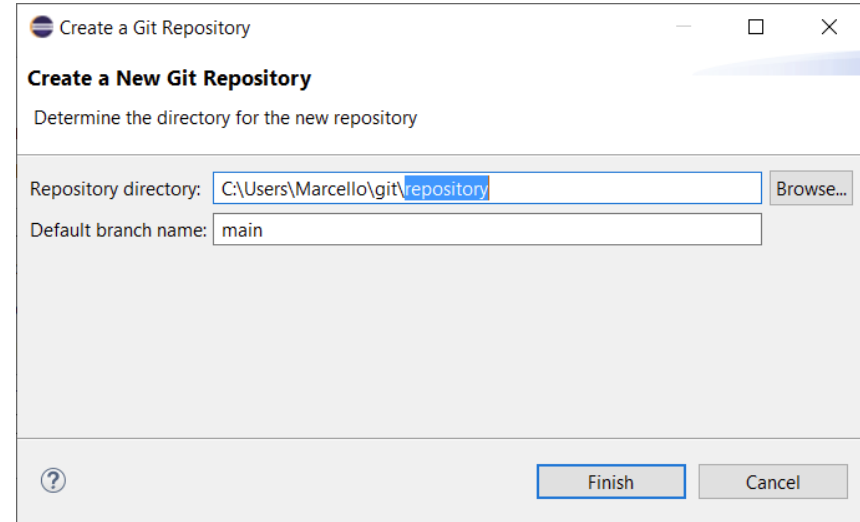
Repository 1 (Local): Local Repository - Local Repository

Local Repository, Local Repository, Local Repository, Local Repository > Local Repository



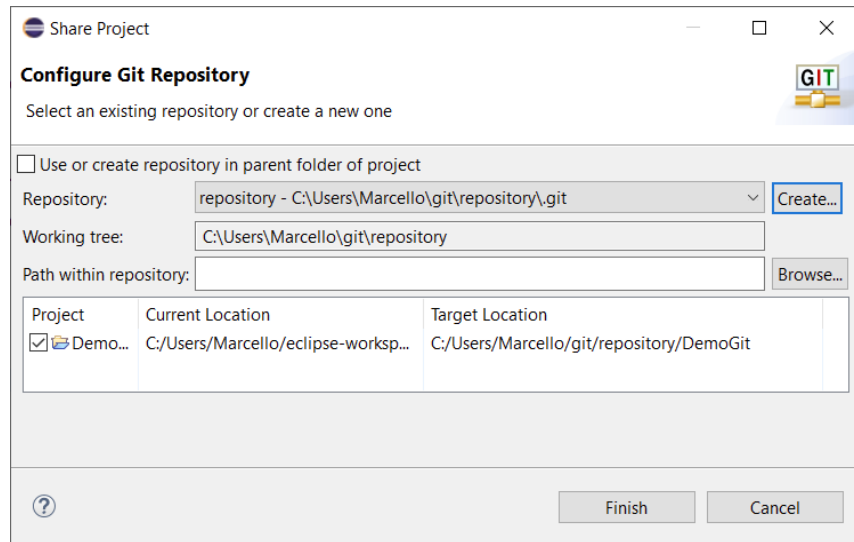
ステップ 1 (準備): リポジトリの作成 - リポジトリ (2)

リポジトリの作成は「リポジトリ」の
 リポジトリの作成は「リポジトリ」の
 リポジトリの作成は「リポジトリ」の
 リポジトリの作成は「リポジトリ」の
 リポジトリの作成は「リポジトリ」の
 リポジトリの作成は「リポジトリ」の



第 1 步 (第 3 步): 配置 Git 仓库 - 第 3 步

配置 Git 仓库 (第 3 步) 的
 第 1 步。 在 配置 中
 配置 Git 仓库 的
 配置 选项 配置
 配置 选项 配置
 配置 选项。 配置 选项
 配置 选项 配置 “?”
 配置 选项 配置, 配置
 配置 选项 配置 配置



□□□□ □□

□□□□□□□□ □□□ □□□□□□ □□□□□□□□

□□□□ □□□□□□□□□□, □□□□□□□□ □□

□□□□□ □□□ □□□□□□□□□□ □□

□□□□□□□□□□ □ □□□□□□□ □ □□□□□□□□□□

□□□□ □□ □□□□□ □□□□□□□□□□.

Repository context menu options:

- New >
- Go Into
- Open in New Window
- Open Type Hierarchy
- Show In Alt+Shift+W >
- Show in Local Terminal >
- Copy Ctrl+C
- Copy Qualified Name
- Paste Ctrl+V
- Delete Delete
- Remove from Context Ctrl+Alt+Shift+Down
- Build Path >
- Source Alt+Shift+S >
- Refactor Alt+Shift+T >
- Import...
- Export...
- Refresh F5
- Close Project
- Assign Working Sets...
- Coverage As >
- Run As >
- Debug As >
- Restore from Local History...
- Team** >
- Compare With >
- Replace With >
- GitHub >
- Configure >
- Validate
- Properties Alt+Enter

Secondary menu options (visible on the right):

- Commit... Ctrl+#
- Stashes
- Push to Upstream
- Fetch from Upstream
- Push Branch 'main'...
- Pull
- Pull...
- Remote
- Switch To
- Advanced
- Synchronize Workspace
- Merge Tool
- Merge...
- Rebase...
- Reset...
- Create Patch...
- Apply Patch...
- Ignore
- Show in History
- Show in Repositories View
- Init Gitflow...
- Disconnect

anges (0)

□□□□ 1 (□□□□): □□ □□ □□□□□□ - □□□□ □□□□□□

□□□□ □□□□□ □□□□□□ □□ □□□□□□□□ > □□□□

□□□ □□ □□□□□

(□□□□□□ □ □□ □□□□□ □□□□□□□□□□□□ □ □□□ □□□ .)

□□□ □□□□□□□□□□□ □□□□□□.

Repository 1 (initial): empty repository - initial commit

Repository 1 “initial commit” is an empty repository. It is a repository, [initial commit]. It is a repository [initial commit].

Problems @ Javadoc Declaration Console Git Staging

Filter files

> repository [main]

Unstaged Changes (0)

Staged Changes (5)

- .classpath - DemoGit
- .gitignore - DemoGit
- .project - DemoGit
- Contatore.java - DemoGit/src
- org.eclipse.jdt.core.prefs - DemoGit/.settings

Commit Message

i Unborn branch: this commit will create the branch 'main'.

Commit iniziale

Author: Marcello Missiroli <prof.missiroli@gmail.com>

Committer: Marcello Missiroli <prof.missiroli@gmail.com>

Commit and Push... Commit

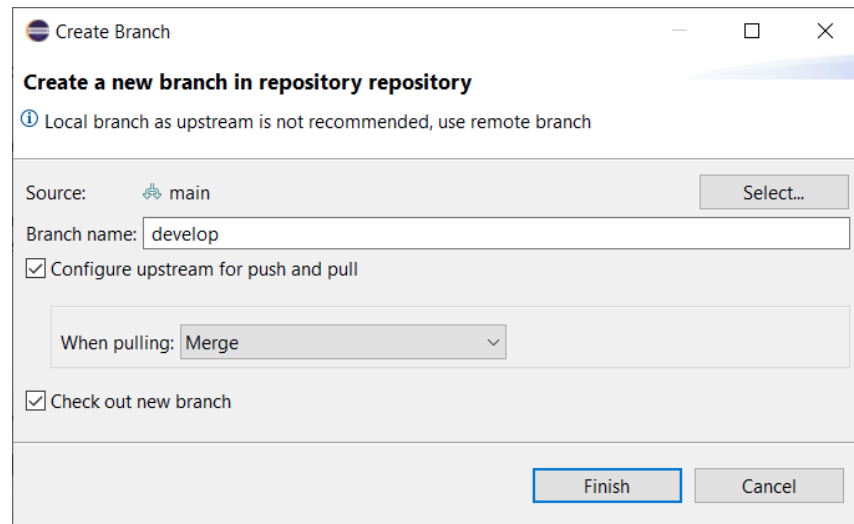
Figure 2 (continued): Git & GitHub - Creating a New Branch

Figure 2 (continued) shows the steps to create a new branch.

Step 1: In the Git GUI, click on the "Branch" menu.

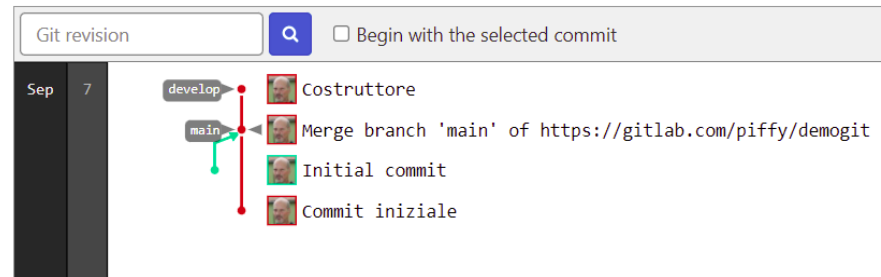
Step 2: In the "Create Branch" dialog, select "main" as the source branch and "develop" as the branch name. Check the "Configure upstream for push and pull" and "Check out new branch" options.

Step 3: Click the "Finish" button to create the new branch.



000000 2 (0000): 000 & 0000000 - 0000000 00 00000000

000 0000000 00000000, 00000000000 00
000000000000 000'00000000, 00000000 0
000000000000.



000000 2 (0000): 000 & 000000 - 000000 00 000000000

Git revision Begin with the selected commit

Sep 7

develop ● Costruttore

main ● Merge branch 'main' of https://gitlab.com/piffy/demogit

● Initial commit

● Commit iniziale

000000 000000

□□□□□□□□□□ □□ □□□□□□ 3:

□□□□□□□□□□: □□□□□□□□ □□ □□□□□□ □ □□□□□□□ (□□□□□ □□□□□□□□
□□□□□□□□ □□ □□□□□□□□□□)

```

□□□□□□□□□□ □□□□ □□□□□□ □□ □□□□□: 17, □□□□□.
□□□□□□□□□□ □□□□ □□□□□□ □□ □□□□□: 100% (17/17), □□□□□.
□□□□□□□□□□□□ □□□□ □□ □□□□□, □□□ □□□□ □ 8 □□□□□□□
□□□□□□□□□□□□ □□□□□□ □□ □□□□□: 100% (9/9), □□□□□.
□□□□□□□□ □□□□ □□□□□□ □□ □□□□□: 100% (17/17), 1.37 □□□ □□ | 1.37 □□□/□, □□□□□.
17 □□□□□□ □□□□□ (0 □□□□□), 0 □□□□□□□□□□□□ (0 □□□□□)
[...]
□□ □□□□□://□□□□□□□.□□□□/□□□□□□/□□□□□□□□□□□□□.□□□□
* [□□□□ □□□□□□□] □□□□□ -> □□□□□
□□□□□□ □□□□□□ □□□□□□□□ □□□ □□□□□□□□ □□ □□□□□□ □□□□□□ □□ □□□□□□□□

```

```
git init:
```

```
git init .
git add .
git commit -m "first commit"
git push origin main:
```

```
root@root:~/demo# git init
Initialized empty Git repository in /root/.demo/
root@root:~/demo# git add .
root@root:~/demo# git commit -m "first commit"
root@root:~/demo# git push origin main
```

```
git push origin main:
```

Name	Last commit
 temp	gitignore
 .gitignore	gitignore
 README.md	Initial commit
 altrodemo.txt	secondo file
 demo.txt	terzo commit

Branches

▶ Branches are used to isolate changes (development or production)?

▶ Branches are used to isolate changes

▶ Branches are used to isolate changes --development--production--staging

▶ Branches are used to isolate changes - production

Branches are used to isolate changes in development or production

Branches are used to isolate changes --development--production

Marcello Missiroli > Vostronome > Repository > **Branches**

Overview Active Stale All

Filter by branch name



Delete merged branches

New branch

Protected branches can be managed in [project settings](#).

Active branches

□□□□□□□□ □□□□□□□□

- ▶ □□□□□□□□□□ .□□□□□□□□□□
 - ▷ # □□□□□□□□ □□□□
 - ▷ .□□□□□□□□
 - ▷ # □□□□□□□□ □□□□ □□□□□□□□□□□□ □□□□□□
 - ▷ .□□□□□□□□□□□□
 - ▷ .□□□□□□□□
- ▶ □□□□□□□□
 - ▷ □□□ □□ --□□□□□□□□ .□□□□□□□□□□
 - ▷ □□□ □□ --□□□□□□□□ .□□□□□□□□□□□□□□
 - ▷ □□□ □□□□ .□□□□□□□□□□□□; □□□ □□□□□□□□ -□ “□□□□”



□□□□□□□□□□ #2:

- ▶ □□□□□□ □□□□□□□□□□□□□□ □□ □□□□ □□□□□□
- ▶ □□□□□□ □□□□□□□□□□□□ □ □□ □□□□ □□□□□□□□□□
- ▶ □□□□□□ □□□□□□ □□□□□□□□□□□□□□ □ □□□ □□□□



3.

□□□□□□□□ & □□□□□□□□

□□□□□□

□□□□□□□□ □□□ □□□□ □□□□□□ □□ □□□□□□ □□ □□□□□□□□□□
□□□□□□ □ □□ □□□□□ □□□□□□□□.

□□□□□□, □□□□□□□□ □□□□□ □□□□□□□□ □□ □□□□□□ □□ □□□
□□□ □□□□□ □□□□□□□ □□ □□□□□□□□□□.

□□ □□□□□□ □□□□, □□□□ & □□□□□ □ □□ □□□□□□□□□□

□□□□□□□□□□□□: □□□□□□□□ □□ □□□□ □□□ □□□□ □ □□□□□□□□

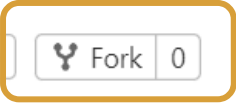


Demogit

Project ID: 29429675 [Request Access](#)



★ Star 0



The Alternate Prof > Demogit



Demogit

Project ID: 29470670



★ Star 0

🍴 Fork 0

🔗 3 Commits 2 Branches 0 Tags 143 KB Files 256 KB Storage

Forked from [Marcello Missiroli / Demogit](#)

4.

□□□□□

□□□□□□□□

□□□□□□□□□□: □□□□□□□□ □□ □□□□□□

□□ □□□□□□□□□□ □□□□□ □□□ □□ □□□ □□□□□□□□□□ □□□□□□□□ □□□□
□□□□□□□□□□□□ □□□ □□□□ □□□ □□□□.

□□□ □□□□□□□, □□□ □□ □□□□□ □□□□□□□□ (□□□□□ □□□□□□□□ □□
□□□□□□□).

□□□□ □□□□ □□ □□□□□ □□□□□□□□ (□ □□□□□□□□□□)

Merge requests: A place to propose changes you've made to a project and discuss those changes with others

> Merge requests

Merge requests are a place to propose changes you've made to a project and discuss those changes with others



Merge requests are a place to propose changes you've made to a project and discuss those changes with others

Interested parties can even contribute by pushing commits if they want to.

New merge request

```

000000000000: 00000000 00 000000

```

```

000000000000 0 00000000 00 000000 000000, 0 000000 00 000000000000
0000000000 0 00 0000000. 000000 00 [00000000 000000 000 0000000000]

```

The Alternate Prof > Demogit > Merge requests > **New**

New merge request

Source branch

m.missiroli/demogit



main



Update Contatore.java

The Alternate Prof authored 35 minutes ago

825ee8dd



Target branch

piffy/demogit



main



Compare branches and continue

XXXXXXXXXXXX: XXXXXXXX XX XXXXX

□ XXXXX!

Open

Created just now by  The Alternate Prof 

Edit

Mark as draft



Modifica valore al contatore

Overview **0** Commits **4** Changes **4**

Una prima prova di Merge Request

 Request to merge `m.missiroli:main`  into `main`

Open in Web IDE



Check out branch



□□□□: □□□□□□□□□□ □□ □□□□□□□□□□

□□ □□□□□□ □□□□□□□□ □□ □□□□□□□□□□.....

The screenshot shows an IDE interface with a file comparison window. The window title is "Compare main and latest version" and it shows "4 files +7 -29" changes. The left sidebar shows a project structure for "DemoGit" with files: ".classpath" (+0 -10), ".gitignore" (+6 -1), and ".project" (+0 -17). The main editor displays the comparison of "DemoGit/src/Contatore.java".

The comparison shows the following code diff:

```

1 -
2 1 public class Contatore {
3 2
4 3     public int getValore() {
5
6     }
7
8
9
10
11
12
13 12     public static void main(String[] args) {
14 13         Contatore c= new Contatore();
15 14         c.setValore(6);
16 15 +         System.out.println("Valore del contatore: "+c.getValore());
17 16
18 17     }
19 18
20
21
22
23
24
25
26
27
28
29
30
31
32
33
34
35
36
37
38
39
40
41
42
43
44
45
46
47
48
49
50
51
52
53
54
55
56
57
58
59
60
61
62
63
64
65
66
67
68
69
70
71
72
73
74
75
76
77
78
79
80
81
82
83
84
85
86
87
88
89
90
91
92
93
94
95
96
97
98
99
100

```

The diff highlights line 15 as a new addition (+) and line 16 as a modification (+). The right sidebar shows "DemoGit/.classpath deleted" with "+0 -10" changes.

👤: 📄 📄

👤 📄 📄 (📄 📄) 📄 📄 (📄 📄 📄 📄) 📄 📄 📄 📄.



Merged by 🧑 [Marcello Missiroli](#) just now

Revert

Cherry-pick

The changes were merged into [main](#) with [d0648376](#) 📄



0



0



Oldest first ▾

Show all activity ▾




□□□□□□□□ #5:

- ▶ □□□□□□ □□□□ □□□ □□□□□□□□
- ▶ □□□□□□ □□□□□□□□□□ □□□ □□□□□□ □□□□□□□□
- ▶ □□□□□□ □□□□□□ □□ (□□□□□□□□□□) □□□□□□□□ □□
□□□□□□□□ □□□□□□□□




□□□□

□□□□□?



□□□□□ □□□□□,
□□□□□ □□□□□, □□□
□□□□□□□□□□□, □□□□□
□□□□□□□... □ □□□□□.



□□□□□□□□, □□□□□□
□□□□□□, □□□□□□□
□□□□ □□ □□□□□□

□□□□ □□ □□□ (□□□□)
□□□□-□□□□-□□□□□□□□



□□□ □□□... □□□'□□ □□□ □□□□□!



□□□□□!

□□□□□□

□□□□□□ □□□□□□ □□ □□□ □□□ □□□□□□ □□□ □□□□ □□ □□□□□□ □□□□□ □□□□□□ □□□□□□□□□□
□□□ □□□□:

- ▶ □□□□□□□□□□□□ □□□□□□□□ □□ [□□□□□□□□□□□□□□](#)
- ▶ □□□□□□□□□□□□ □□ [□□□□□□□□□□□□□□□□□□](#)
- ▶ □□□□ □□□□□□ (□□□□.□□□□□□□□□□□□.□□□□)
- ▶ □□□□ □□□□□□□□□□ (□□□□□□□□.□□□□□□□□/□□□□□□□□)
- ▶ □□□□□□□□□ □□□□

□□□□□□ □□□□□□□□□□ □ □□□□□□□□□□□□ □□□ □□□□□□ □□□□□□□□□□□□□□□□ □□-□□ 3.0

ထိုအခန်းကဏ္ဍများကို အသုံးပြု နေရာ အသုံးပြု နေရာများကို အသုံးပြုပါ။

ထိုအခန်းကဏ္ဍများကို အသုံးပြု နေရာ အသုံးပြု နေရာများကို အသုံးပြုပါ။

- ထိုအခန်းကဏ္ဍများကို အသုံးပြု နေရာ အသုံးပြု နေရာများကို အသုံးပြုပါ။
- ထိုအခန်းကဏ္ဍများကို အသုံးပြု နေရာ အသုံးပြု နေရာများကို အသုံးပြုပါ။

ထိုအခန်းကဏ္ဍများကို အသုံးပြု နေရာ အသုံးပြု နေရာများကို အသုံးပြုပါ။

ထိုအခန်းကဏ္ဍများကို အသုံးပြု နေရာ အသုံးပြု နေရာများကို အသုံးပြုပါ။

